

ADHUNIK INDUSTRIES LTD.

Form No. 1 - Class of Security: Equity


Balance Sheet as at 31/03/2015

Partly paid-up shares:-	No. of partly paid-up shares	As a % of	As a % of
		Total No. of shares	Total No. of shares of the company
Held by Promoter/Proprietor group	Nil	Nil	Nil
Held by public	Nil	Nil	Nil
Total	Nil	Nil	Nil

Outstanding convertible securities:-	No. of Outstanding convertible securities	As a % of	As a % of Total No. of shares of the company, assuming full conversion of the convertible securities
		Total No. of Outstanding convertible securities	Total No. of shares of the company, assuming full conversion of the convertible securities
Held by Promoter/Proprietor group	Nil	Nil	Nil
Held by public	Nil	Nil	Nil
Total	Nil	Nil	Nil


Warrants:-	No. of Warrants	As a % of	As a % of Total No. of shares of the company, assuming full conversion of warrants
		Total No. of Warrants	Total No. of shares of the company, assuming full conversion of warrants
Held by Promoter/Proprietor group	Nil	Nil	Nil
Held by public	Nil	Nil	Nil
Total	Nil	Nil	Nil

Total paid-up capital of the company, including full conversion of warrants and convertible securities **₹ 1,00,00,000/-** each



[Handwritten mark]


Category Code	Category of Shareholder (II)	No of Share-holders (III)	Total No of Shares (IV)	No of Shares held in Demat Form (V)	Total Shareholding as a % of Tot Shrs		Shares pledged or otherwise encumbered	
					As a % of (A+B) (VI)	As a % of (A+B+C) (VII)	Shares (VIII)	As a % (IX)=(VIII)/(IV)*100
A. Promoter and Promoter Group								
1. Indian								
	a. Individuals/Hindu Undivided Family	11	3231050	3231050	6.9093	6.9093	N i l	N i l
	b. Central/State Government(s)							
	c. Bodies Corporate	3	31823750	31823750	69.0922	69.0922	N i l	N i l
	d. Financial Institutions/Banks							
	e. Any Other							
	Sub Total (A1)	14	35054800	35054800	76.0015	76.0015	N i l	N i l
2. Foreign								
	a. Individuals (NRI/Foreign Individuals)							
	b. Bodies Corporate							
	c. Institutions							
	d. Qualified Foreign Investor							
	e. Any other							
	Sub Total (A2)							
	Total Shareholding of Promoter and Promoter Group A=(A1)+(A2)	14	35054800	35054800	76.0015	76.0015	N i l	N i l
B. Public Shareholding								
1. Institutions								
	a. Mutual Funds/UTI							
	b. Financial Institutions/Banks							
	c. Central/State Government(s)							
	d. Venture Capital Funds							
	e. Insurance Companies							
	f. Foreign Institutional Investors							
	g. Foreign Venture Capital Investors							
	h. Qualified Foreign Investor							
	i. Any Other							
	Sub Total (B1)							
2. Non-Institutions								
	a. Bodies Corporate	10	11641270	11641270	24.8936	24.8936		
	b. Individuals holding							
	i. Nominal Share Capital up to Rs. 1 Lakh	498	24680	24680	.0526	.0526		
	ii. Nominal Share Capital in excess of Rs. 1 Lakh	1	43000	43000	.092	.092		
	c. Qualified Foreign Investor							
	d. Any Other							
	Sub Total (B2)	509	11708950	11708950	25.0385	25.0385		
	Total Public Shareholding B=(B1)+(B2)	509	11708950	11708950	25.0385	25.0385		
	Total (A)+(B)	523	46763750	46763750	100.0000	100.0000		



ADHUNIK INDUSTRIES LTD.

Script Code : - Class of Security : Equity Face Value : Rs. 10/-
 (I) Statement showing Shareholding Pattern Quarter ended: 31/03/2014


Category Code	Category of Shareholder	No of Shareholders (III)	Total No of Shares (IV)	No of Shares held in Demat Form (V)	Total Shareholding as a % of Tot Shrs		Shares pledged or otherwise encumbered	
					(VI) (A+B)	(VII) (A+B+C)	(VIII)	(IX)=(VIII)/(IV)*100
C. Shares held by Custodian & against which Depository Receipts have been issued								
1.	Promoter and Promoter Group	Nil	Nil	Nil			Nil	
2.	Public	Nil	Nil	Nil			Nil	
Grand Total (A)+(B)+(C)		523	46743750	46743750			100.0000	



1. Indian

a. Individuals/Hindu Undivided Family

		Details of Shares held		Encumbered shares		Details of warrants		Details of convertible securities		Total Shares (including underlying shares assuming full conversion of warrants and convertible securities) as a % of diluted share capital	
Sr No	Name of the Shareholder	No of Shares held	As a % of Grand Total (A)+(B)+(C)	No.	As a % (VI)=(VII)/(III)+(IV)	No of Warrants held	As a % of total no of warrants of the same class (IX)	No of convertible securities	As a % of total no of convertible securities of the same class (XI)		(XII)
(I)	(II)	(III)	(IV)	(V)	(VI)	(VII)	(VIII)	(IX)	(X)	(XI)	(XII)
1	Mahesh Kumar Agarwal	524000	1.1205	Nil	Nil	Nil	Nil	Nil	Nil	Nil	1.1205
2	Manoj Kumar Agarwal	516550	1.1046	Nil	Nil	Nil	Nil	Nil	Nil	Nil	1.1046
3	Shankhyam Das Agarwal	518500	1.0917	Nil	Nil	Nil	Nil	Nil	Nil	Nil	1.0917
4	Jugal Kishore Agarwal	494500	1.0574	Nil	Nil	Nil	Nil	Nil	Nil	Nil	1.0574
5	Nirmal Kumar Agarwal	489000	1.0457	Nil	Nil	Nil	Nil	Nil	Nil	Nil	1.0457
6	Mukun Lal Agarwal	442500	.9441	Nil	Nil	Nil	Nil	Nil	Nil	Nil	.9441
7	Rita Agarwal	75000	.1604	Nil	Nil	Nil	Nil	Nil	Nil	Nil	.1604
8	Chandrananda Agarwal	52500	.1123	Nil	Nil	Nil	Nil	Nil	Nil	Nil	.1123
9	Neena Agarwal	50000	.1069	Nil	Nil	Nil	Nil	Nil	Nil	Nil	.1069
10	Jugal Kishore Agarwal	50000	.1069	Nil	Nil	Nil	Nil	Nil	Nil	Nil	.1069
11	Nirmal Kumar Agarwal	27500	.0588	Nil	Nil	Nil	Nil	Nil	Nil	Nil	.0588
Total :		3231850	6.9093	Nil	Nil	Nil	Nil	Nil	Nil	Nil	6.9093



1. Indian


a. Bodies Corporate

		Details of Shares held			Encumbered shares		Details of warrants		Details of convertible securities		Total Shares (including underlying shares assuming full conversion of warrants and convertible securities) as a % of diluted share capital
Sr No	Name of the Shareholder	No of Shares held	As a % of Grand Total (A)+(B)+(C)	No. of Grand Total (A)+(B)+(C)	As a % of Grand Total (A)+(B)+(C) of sub clause (VI) (V)	As a % of Grand Total (A)+(B)+(C) of sub clause (I)(a)	No of Warrants held	As a % of total no of warrants of the same class	No of convertible securities held	As a % of total no of convertible securities of the same class	(XII)
(I)	(II)	(III)	(IV)	(V)	(VI)	(VII)	(VIII)	(IX)	(X)	(XI)	(XII)
1	Mahasanda Suppliers Limited	16600000	35.4976	Nil	Nil	Nil	Nil	Nil	Nil	Nil	35.4976
2	SUNGROWTH SHARE AND STOCKS LIMITED	19883750	31.8275	Nil	Nil	Nil	Nil	Nil	Nil	Nil	31.8275
3	Adhunik Steels Limited	340000	.7271	Nil	Nil	Nil	Nil	Nil	Nil	Nil	.7271
Total :		31823750	68.0522	Nil	Nil	Nil	Nil	Nil	Nil	Nil	68.0522




(I)(c)(i) Statement showing holding of securities (including shares, warrants, convertible securities) of persons belonging to the category 'Public' and holding more than 1% of the total no of shares

Sr No	Name of the Shareholder	No of Shares held	Details of warrants		Details of convertible securities			Total shares (including underlying shares assuming full conversion of warrants and convertible securities) as a % of diluted share capital
			Shares as a % of total no of shares i.e., Grand Total (A)+(B) indicated in Statement	No of Warrants held	As a % of total no of Warrants of the same class	No of convertible securities held	% W.r.t total no of convertible securities	
1	Padmalaya Advisory Services LLP	6850000	14.4481	Nil	Nil	Nil	Nil	14.4481
2	Gyaneshwar Consultants LLP	1550000	3.3145	Nil	Nil	Nil	Nil	3.3145
3	Brij Gopal Consultants LLP	1540000	3.2931	Nil	Nil	Nil	Nil	3.2931
4	Om Sarvavidya Consultants LLP	1500000	3.2076	Nil	Nil	Nil	Nil	3.2076
	Total	11440000	24.4634	Nil	Nil	Nil	Nil	24.4634



(3)(c)(ii) Statement showing holding of securities (including shares, warrants, convertible securities) of persons (together with PAC) belonging to the category 'Public' and holding more than 5% of the total no of shares of the company


	Shares or % of total no of shares i.e., Grand Total (A)+ (B)+(C) indicated in Statement at para (3)	Details of warrants		Details of convertible securities		Total shares (including underlying shares assuming full conversion of the same convertible securities class as a % of diluted share capital)
		No of Warrants	As a % of total no of Warrants of the same class	No of convertible securities held	% w.r.t total no of convertible securities of the same class	
Name(s) of the Shareholder(s) and the Persons Acting in No Concert (PAC) with them	No of Shares (a) above:					
1 Padmalaya Advisory Services LLP	8250000 14.6481	Nil	Nil	Nil	Nil	14.6481
Total	8250000 14.6481	Nil	Nil	Nil	Nil	14.6481



Locked-in shares as a % of
total No of shares (i.e.,
No of Grand Total (A)+(B)+(C)
locked-in indicated in Statement of Promoter/Promoter Group/
Shares Public (I)(a) above)

Sl # Folio/DIN/DPID Name of the Shareholder


----- NIL -----



ADHUNIK INDUSTRIES LTD.

STATE: Current share details of Depository Receipts (DR) of ADHUNIK

Sl. No. of Depository Receipts (DR)	No. of Depository Receipts (DR)	No. of Shares Underlying Outstanding Depository Receipts	Shareholding Pattern as a % of Total No. of Shares i.e., Grand Total (DR+DR) indicated in Statement of para (1)(a) above
-------------------------------------	---------------------------------	--	--




Handwritten mark

ADHUNIK INDUSTRIES LTD.

(1) Statement showing holding of Depository Receipts (DRs), where underlying shares held by 'Investor/Depositor Group' in terms of % of the total no of shares as on 31/03/2019

Name of the DR Holder	Type of Outstanding DR (DRs, DRSP, DRDP, etc.)	No of Shares/DRs underlying outstanding		Grand Total DRs
		Underlying DRs as a % of Total No of Outstanding Shares etc.	Grand Total DRs	


-- Nil --



[Handwritten mark]

ADAMONIK INDUSTRIES LTD.
PHYSICAL / NSDL / CDSL Summary Report as on 31/03/2014

	Holders	Shares	% of
N S D L	123	42745246	99.9817
C D S L	222	17995	.0183
	523	42763241	100.0000



[Handwritten mark]

18. Public Shareholding

- No of Shares : 11708980
- % of shareholding : 25.0385

**19. Promoters and Promoter Group Shareholding
a) Pledged/Encumbered**

- No of Shares : Nil
- % of shares : Nil
(as a % of the total shareholding
of promoter and promoter group)
- % of shares : Nil
(as a % of the total share capital
of the company)

b) Non-encumbered

- No of Shares : 25054800
- % of shares : 100.0000
(as a % of the total shareholding
of promoter and promoter group)
- % of shares : 74.9615
(as a % of the total share capital
of the company)

