

**ADHUNIK INDUSTRIES LTD.**


Script Code : - Class of Security : Equity  
 Quarter ended: 30/09/2019

Partly paid-up shares:-	No of partly paid-up shares	As a % of Total No of partly paid-up shares	As a % of Total No of shares of the company
Held by promoter/promoter group	Nil	Nil	Nil
Held by public	Nil	Nil	Nil
<b>Total</b>	<b>Nil</b>	<b>Nil</b>	<b>Nil</b>

Outstanding convertible securities:-	No of Outstanding securities	As a % of Total No of outstanding convertible securities	As a % of Total No of shares of the company, assuming full conversion of the convertible securities
Held by promoter/promoter group	Nil	Nil	Nil
Held by public	Nil	Nil	Nil
<b>Total</b>	<b>Nil</b>	<b>Nil</b>	<b>Nil</b>

Warrants:-	No of warrants	As a % of Total No of warrants	As a % of Total No of shares of the company, assuming full conversion of warrants
Held by promoter/promoter group	Nil	Nil	Nil
Held by public	Nil	Nil	Nil
<b>Total</b>	<b>Nil</b>	<b>Nil</b>	<b>Nil</b>

Total paid-up capital of the company, assuming full conversion of warrants and convertible securities: 46763750 Shares of Rs. 10/- each




PREMIUM

**ADHUNIK INDUSTRIES LTD.**

Series Code : - Name of the Series : ICSEI Class of Security : Equity Face Value : Rs. 10/-  
 (1)(a) Statement Showing Shareholding Pattern: Quarter ended: 30/09/2017

Category Code	Category of Shareholder (II)	No of Share-holders (III)	Total No of Shares (IV)	No of Shares held in Demat Form (V)	Total shareholding as a % of Tot Share		Shares pledged or otherwise encumbered	
					As a % of (A+B) (VI)	As a % of (A+B+C) (VII)	Shares (VIII)	As a % (IX)=(VIII)/(IV)*100
<b>A. Promoter and Promoter Group</b>								
<b>1. Indian</b>								
	a. Individuals/Hindu Undivided Family	11	3131050	3131050	6.9073	6.9073	N i l	N i l
	b. Central/State Government(s)							
	c. Bodies Corporate	3	31803750	31803750	68.0522	68.0522	N i l	N i l
	d. Financial Institutions/Banks							
	e. Any Other							
	<b>Sub Total (A1)</b>	<b>14</b>	<b>35054800</b>	<b>35054800</b>	<b>74.9615</b>	<b>74.9615</b>	<b>N i l</b>	<b>N i l</b>
<b>2. Foreign</b>								
	a. Individuals (NRI/Foreign Individuals)							
	b. Bodies Corporate							
	c. Institutions							
	d. Qualified Foreign Investor							
	e. Any other							
	<b>Sub Total (A2)</b>							
	<b>Total Shareholding of Promoter and Promoter Group A=(A1)+(A2)</b>	<b>14</b>	<b>35054800</b>	<b>35054800</b>	<b>74.9615</b>	<b>74.9615</b>	<b>N i l</b>	<b>N i l</b>
<b>B. Public Shareholding</b>								
<b>1. Institutions</b>								
	a. Mutual Funds/UTI							
	b. Financial Institutions/Banks							
	c. Central/State Government(s)							
	d. Venture Capital Funds							
	e. Insurance Companies							
	f. Foreign Institutional Investors							
	g. Foreign Venture Capital Investors							
	h. Qualified Foreign Investor							
	i. Any Other							
	<b>Sub Total (B1)</b>							
<b>2. Non-Institutions</b>								
	a. Bodies Corporate	31	11455244	11455244	24.9237	24.9237		
	b. Individuals holding							
	i. Nominal Share Capital up to Rs.1 Lakh	573	53615	53615	.1147	.1147		
	ii. Nominal Share Capital in excess of Rs.1 Lakh							
	c. Qualified Foreign Investor							
	d. Any Other							
	Clearing Member	1	71	71	.0002	.0002		
	<b>Sub Total (B2)</b>	<b>575</b>	<b>11708950</b>	<b>11708950</b>	<b>25.0385</b>	<b>25.0385</b>		
	<b>Total Public Shareholding B=(B1)+(B2)</b>	<b>575</b>	<b>11708950</b>	<b>11708950</b>	<b>25.0385</b>	<b>25.0385</b>		
	<b>Total (A)+(B)</b>	<b>589</b>	<b>46763750</b>	<b>46763750</b>	<b>100.0000</b>	<b>100.0000</b>		



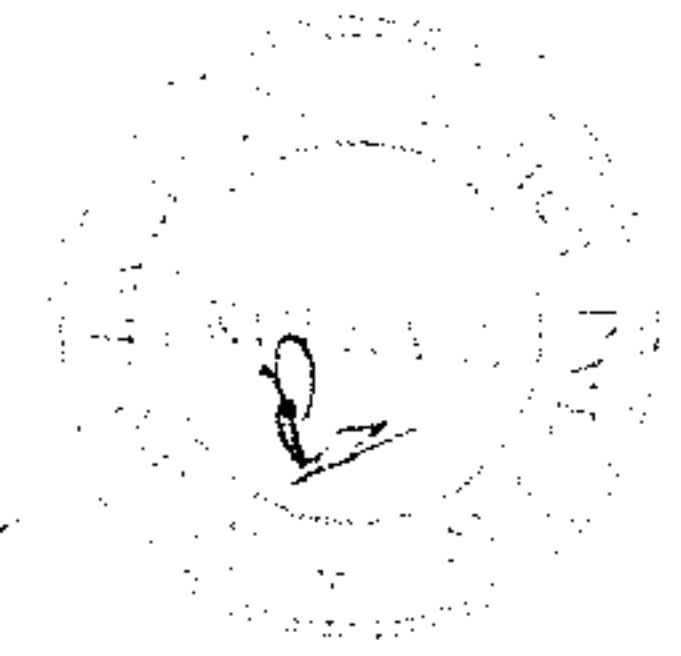
PREMIUM

03/14

**ADHUNIK INDUSTRIES LTD.**

Script Code : - Class of Security : Equity Face Value : Rs. 10/-  
 (131) Statement showing Shareholding Pattern Quarter ended: 30/09/2014

Category Code	Category of Shareholder (II)	No of Share- holders (III)	Total No of Shares (IV)	No of Shares held in Demat Form (V)	Total Shareholding as a % of Tot Shrs		Shares pledged or otherwise encumbered	
					As a % of (VI)	As a % of (VII)	Shares (VIII)	As a % (IX)=(VIII) /(IV)*100
C. Shares held by Custodians & against which Depository Receipts have been issued								
	1. Promoter and Promoter Group		Nil	Nil	Nil	Nil		
	2. Public		Nil	Nil	Nil	Nil		
	<b>Grand Total (A+B+C)</b>	537	46763750	46763750	100.0000			




CO-14

PREMIUM

1. Indian

a. Individuals/Hindu Undivided Family

		Details of Shares held		Encumbered shares		Details of warrants		Details of convertible securities		Total Shares (including underlying shares assuming full conversion of warrants and convertible securities) as a % of diluted share capital	
Sl No	Name of the Shareholder	No of Shares held	As a % of Brand Total	No.	As a %	No of Warrants held	As a % of Warrants total no of the same class	No of convertible securities held	As a % of convertible securities of the same class		
(I)	(II)	(III)	(IV)	(V)	(VI)= (VII)	(VIII)	(IX)	(X)	(XI)	(XII)	(XIII)
1	Haksh Kumar Agarwal	519000	1.1205	Nil	Nil	Nil	Nil	Nil	Nil	Nil	1.1205
2	Manoj Kumar Agarwal	516500	1.1046	Nil	Nil	Nil	Nil	Nil	Nil	Nil	1.1046
3	Shankhya Das Agarwal	510500	1.0917	Nil	Nil	Nil	Nil	Nil	Nil	Nil	1.0917
4	Jugal Kishore Agarwal	494500	1.0574	Nil	Nil	Nil	Nil	Nil	Nil	Nil	1.0574
5	Nirmal Kumar Agarwal	489000	1.0457	Nil	Nil	Nil	Nil	Nil	Nil	Nil	1.0457
6	Manan Lal Agarwal	445000	.9441	Nil	Nil	Nil	Nil	Nil	Nil	Nil	.9441
7	Rita Agarwal	75000	.1604	Nil	Nil	Nil	Nil	Nil	Nil	Nil	.1604
8	Chandranisita Agarwal	52500	.1123	Nil	Nil	Nil	Nil	Nil	Nil	Nil	.1123
9	Neena Agarwal	50000	.1069	Nil	Nil	Nil	Nil	Nil	Nil	Nil	.1069
10	Jugal Kishore Agarwal	50000	.1069	Nil	Nil	Nil	Nil	Nil	Nil	Nil	.1069
11	Nirmal Kumar Agarwal	27500	.0588	Nil	Nil	Nil	Nil	Nil	Nil	Nil	.0588
Total :		3231000	6.9273	Nil	Nil	Nil	Nil	Nil	Nil	Nil	6.9273




PREMIUM



1. Indian

a. Bodies Corporate

Sl No	Name of the Shareholder	Details of Shares held		Encumbered shares		Details of warrants		Details of convertible securities		Total Shares (including underlying shares assuming full conversion of warrants and convertible securities) as a % of diluted share capital	
		No of Shares held	As a % of Brand Total (A)+(B)+(C)	No.	As a % of Brand Total (A)+(B)+(C) of sub class (V2)/(V3)	No of Warrants held	As a % of total no of warrants of the same class (A)+(B)+(C)	No of convertible securities held	As a % of total no of convertible securities of the same class (A)+(B)+(C)		
(I)	(II)	(III)	(IV)	(V)	(VI)	(VII)	(VIII)	(IX)	(X)	(XI)	(XII)
1	Mahabandha Suppliers Limited	11100000	35.9976	Nil	Nil	Nil	Nil	Nil	Nil	Nil	35.9976
2	SINGGROWTH SHARE AND STOCKS LIMITED	14983750	31.8275	Nil	Nil	Nil	Nil	Nil	Nil	Nil	31.8275
3	Adani Steel Limited	340000	.7271	Nil	Nil	Nil	Nil	Nil	Nil	Nil	.7271
Total :		16423750	68.5522	Nil	Nil	Nil	Nil	Nil	Nil	Nil	68.5522




PREMIER

ADHUNIK INDUSTRIES Ltd.

(13)(2)(i) Statement showing holding of securities (including shares, warrants, convertible securities) of persons belonging to the category 'Public' and holding more than 1% of the total no of shares

Sr No	Name of the Shareholder	No of Shares held	No of Shares at para (1) (a) above	Details of warrants		Details of convertible securities		Total shares (including underlying shares assuming full conversion of the same convertible securities) as a % of diluted share capital
				% of total no of shares (i.e., Grand Total (A)+ (B)+(C) stated in Statement	No of Warrants held	As a % of total no of Warrants of the same class	No of convertible securities held	
1	Padmalaya Advisory Services LLP	6850000	14.4431	Nil	Nil	Nil	Nil	14.4431
2	Dyaneshwar Consultants LLP	3550000	3.3145	Nil	Nil	Nil	Nil	3.3145
3	Brig Gopal Consultants LLP	1540000	3.2731	Nil	Nil	Nil	Nil	3.2731
4	Dr Sarvagya Consultants LLP	1500000	3.2076	Nil	Nil	Nil	Nil	3.2076
Total		11440000	24.2383	Nil	Nil	Nil	Nil	24.2383



09/14

ADHUNIK

(iii) Statement showing holding of securities (including shares, warrants, convertible securities) of persons together with PACs belonging to the category 'Public' and holding more than 5% of the total no of shares of the company

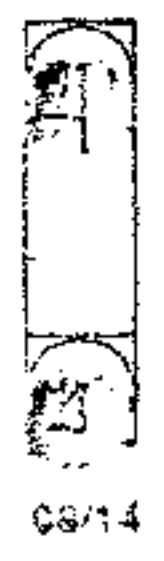


	Shares as a % of total no of shares (i.e., Grand Total (A)+(B) indicated in Statement at para (I) or No Contract (PAC) with them	Details of warrants		Details of convertible securities			Total shares (including convertible assuming full conversion of warrants and of the same convertible securities) as a % of diluted share capital
		No of Warrants	As a % of total no of warrants of the same class	No of convertible securities held	% of total no of convertible securities	Total shares (including convertible assuming full conversion of warrants and of the same convertible securities) as a % of diluted share capital	
1. Padmalaya Advisory Services LLP	6350000 14.64%1	Nil	Nil	Nil	Nil	Nil	14.64%1
Total	6350000 14.64%1	Nil	Nil	Nil	Nil	Nil	14.64%1



08/14  
 15711214  
 PTECHNIA

SI #	Folio/DIId/DRId	Name of the Shareholder	No of Locked-in Shares	Total No of Shares (i.e., Grand Total (A)+(B)+(C) indicated in Statement of para (1)(a) above)	Promoter/Promoter Group/ Public
------	-----------------	-------------------------	------------------------	--	------------------------------------

--- NIL ---



PREMIUM



ADHUNIK INDUSTRIES LTD.

(II)(a) Statement showing details of Depository Receipts (DRs) as on 31/07/2014

Sl. No. & Type of Outstanding DR (SRE, SDR, SDD, etc.)	No. of outstanding DRs	No. of Shares Underlying Outstanding DRs	Shares underlying outstanding DRs as a % of total No. of Shares i.e., Grand Total (A)+ (B)+(C) indicated in Statement at para (I)(a) above?
---	------------------------------	---	---

--- Nil ---



A handwritten signature, possibly 'Ran', is written over a circular stamp. The stamp contains some illegible text and a central emblem.

03/14

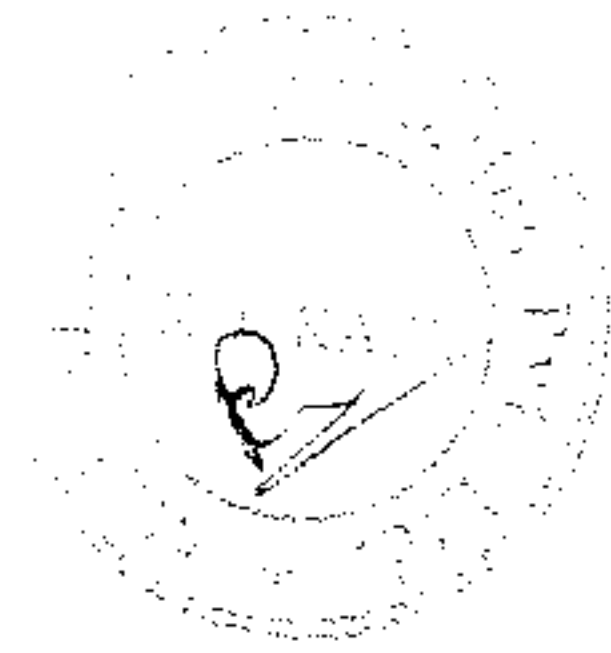
ADHUNIK INDUSTRIES LTD.

ADHUNIK INDUSTRIES LTD.

(12)(b) Statement showing holding of Depository Receipts (DRs), where underlying shares held by 'promoter/promoter group' are in excess of 1% of the total no of shares as on 30/09/2014

Sl # Name of the DR Holder	Type of Outstanding DR (ADRs, GDRs, SDRs, etc.)	No of Shares Underlying Outstanding DRs	Shares underlying outstanding DRs as a % of total No of Shares (i.e., Grand Total (A)+(B)+(C) indicated in Statement of para (12)(a) above)
----------------------------	--	--	--

--- Nil ---





0814

ADHUNIK INDUSTRIES LTD.

ADHUNIK INDUSTRIES LTD.  
 Physical / NSDL / CDSL Summary Report as on 30/09/2014

	Holders	Shares	% of
NSDL :	224	4672661	99.9203
CDSL :	465	95275	.0797
	689	4675186	100.0000



PREMIUM

---

**18. Public Shareholding**

- No of Shares : 11708950
  - % of shareholding : 25.0385
- 

**19. Promoters and Promoter Group Shareholding**

**a) Pledged/Encumbered**

- No of Shares : Nil
- % of shares : Nil  
(as a % of the total shareholding  
of promoter and promoter group)
- % of shares : Nil  
(as a % of the total share capital  
of the company)

**b) Non-encumbered**

- No of Shares : 35054800
  - % of shares : 100.0000  
(as a % of the total shareholding  
of promoter and promoter group)
  - % of shares : 74.9615  
(as a % of the total share capital  
of the company)
- 





# MAHESHWARI DATAMATICS PVT. LTD.

REGD. OFF. : 6, MANGO LANE (Surendra Mohan Ghosh Sarani), 2ND FLOOR, KOLKATA - 700 001  
PHONE : 2243-5029 / 5809, 2248-2248, FAX : (033) 22484787, E.mail : mdpl@cal.vsnl.net.in

ADHUNIK INDUSTRIES LTD.  
2/1A, SARAT BOSE ROAD  
5TH FLOOR  
KOLKATA

## Investors' Grievance Report for the quarter 01/07/2014 to 30/09/2014

No of Investor Grievances pending at the beginning of the quarter : NIL

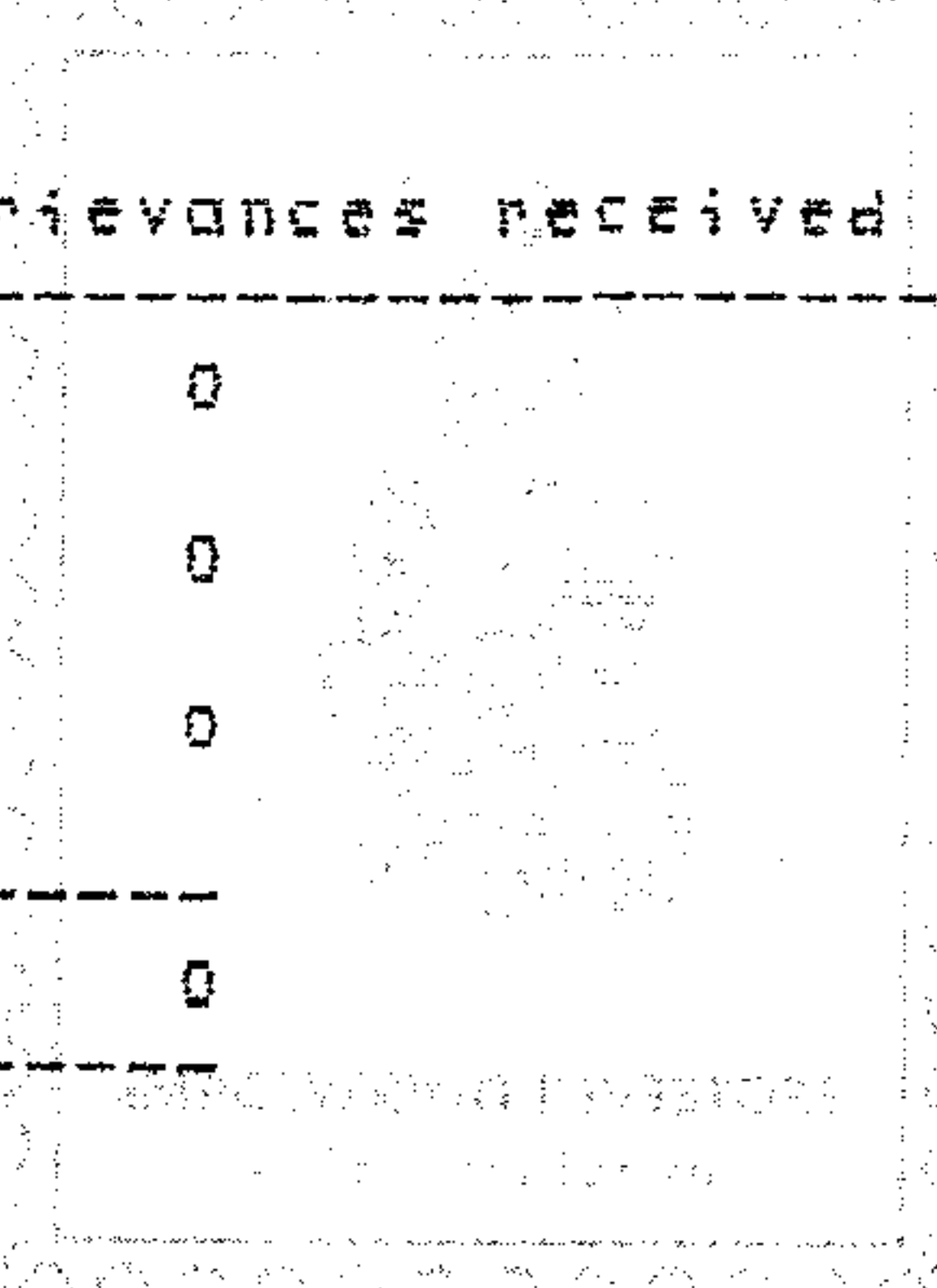
No of Investor Grievances received during the quarter : 0

No of Investor Grievances replied/resolved during the quarter : 0

No of Investor Grievances pending at the end of the quarter : NIL

## Break-up of Investors' Grievances received during the quarter


Dividend	:	0
Share Certificate	:	0
Annual Report	:	0
Total	:	0



For Maheshwari Datamatics Pvt. Ltd.

Registrar

Dated : 06/10/2014



D  
03/14

PREMISE